


STEP 1: DOWNLOAD THE IANSEO SCOREKEEPER NG APP

Search for “IANSEO ScoreKeeper NG” in Google Play (Android) or Apple AppStore (iPhone or iPad). This is the only step that can be done prior to arriving to your shooting location. NG stands for “Next Generation”, so if you have the old app on your phone, please be sure to delete it as it will no longer be used.

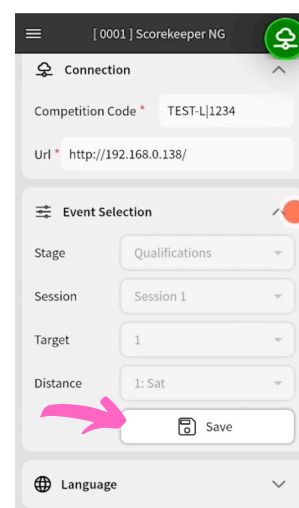



CLICK OR SCAN THE QR CODE TO DOWNLOAD FROM APPLE STORE OR GOOGLE PLAY

STEP 2: SCAN THE UNIQUE QR CODE ON YOUR SCORECARD (INTERNET IS REQUIRED FOR THIS STEP!)

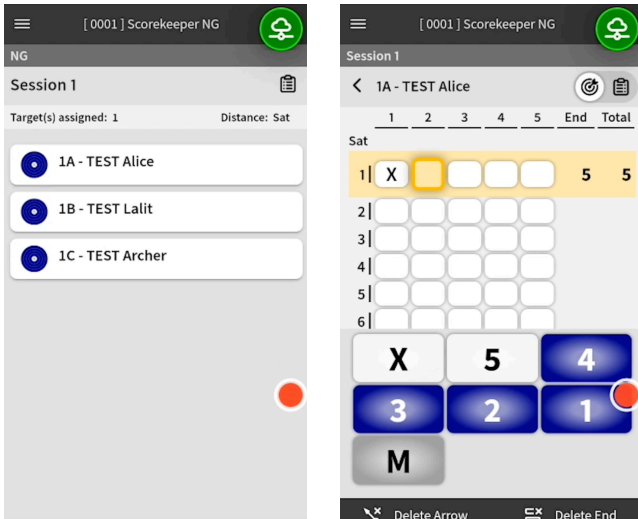
Once at the tournament, you will be provided with a paper scorecard.

- Open the Scorekeeper NG app;
- Tap “Setup app using a QR code”;
- Point your phone’s camera at the QR code on your scorecard;
- A grey screen will pull up. Please pay attention to the distance (Distance 1: Day/Round 1, Distance 2: Day/Round 2).
- Check that the information matches the scorecard and displays the correct day/round;
- Tap “Save”.



STEP 3: SCORE YOUR ARROWS

- The main screen will display the archer(s) on your target: name, target face, and target number;
- Tap on the archer's name to enter their scores;
- Use the boxes on the bottom of the screen to enter scores;
- Each time an end is fully scored, you will be taken back to the main screen.



- Made a mistake? Tap the arrow value you need to edit and re-enter the correct value.
- Use the Delete Arrow button to delete the value arrow value in the highlighted box.
- Use the Delete End button to delete the entire end.

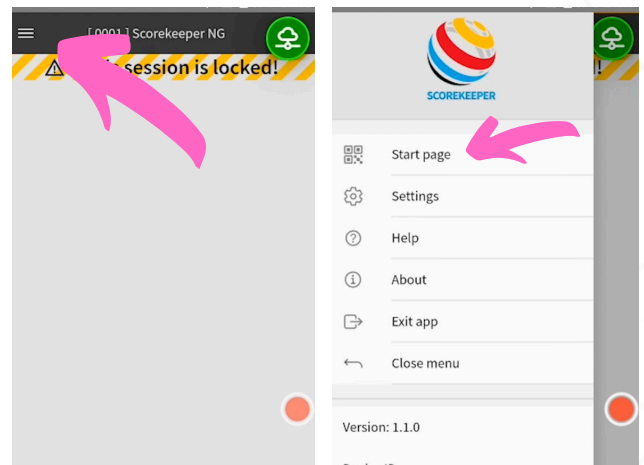
At some events, there will be only one individual displayed on each device. In this case, each archer is responsible for scanning the QR code on their card and entering their own scores electronically.

Continue scoring until you have scored all ends. Once your scoring is complete, make sure your electronic scorecard and paper scorecard match. Ensure the cloud on the top-right corner of the screen is **GREEN**, then close out of the app and turn in your paper scorecard(s). Is the cloud **RED**? Make sure you are connected to the internet, tap on the red cloud, then tap Reconnect.

STEP 4: SCORE DAY 2/ROUND 2

Depending on the tournament you are shooting, you may shoot more than one round.
INTERNET IS REQUIRED WHEN SCANNING THE DAY 2 QR CODE.

- Open the Scorekeeper NG app;
- Tap on the menu button (aka hamburger button) on the top-left side of the screen;
- Tap on "Start Page";
- Tap "Setup app using a QR code";
- Follow the instructions from Step 2 to begin scoring for Day/Round 2.



Need more details?
Click or scan the QR code
to watch the tutorial video.

